



Quality cables since 1935



# Quick Suspension system

**Quality cables since 1935**

1 Introduction - Velda Cable Technics Quick Suspension system ..... 5

2 The Velda Loop system (LS) ..... 6

3 The Velda Split-Fit system (SF) ..... 10

4 The Velda Split-Fit Pipe system (SFP) ..... 14

5 Velda Quick Suspension Finishes ..... 16

5.1 Loop finish (LA) ..... 18

5.2 Thread finish (DA6, DA8, DA10) ..... 19

5.3 Cross joint (DW) ..... 20

5.4 Hook finish (HA) ..... 21

5.5 Eye finish (OA) ..... 22

5.6 Eye finish 45° (OA45) ..... 23

5.7 Eye finish 90° (OA90) ..... 24

5.8 Endstop (EA) ..... 25

5.9 Female threaded bushing (BA) ..... 26

5.10 Magnet finish (MA) ..... 27

5.11 Swivel clip finish (DCA) ..... 28

6 How to choose the right model ..... 28

7 Technical information ..... 28

8 Manufacturer's recommendations ..... 29

9 Customised products ..... 29



## Velda Cable Technics, powered by technological innovation and progress


Since its foundation in 1935, Velda Cable Technics has grown into one of the most important players in the fine steel cable assembly sector in Europe. Starting with the assembly of steel cables for the bicycle and motorbike industry, we've come a very long way. Over the years we have expanded our activities to the automobile industry, the medical sector, mechanical engineering, construction and the lighting industry.

For the lighting industry, Velda Cable Technics manufactures high-tech assembled suspension cables, suspension systems, ceiling fixings and accessories. Thanks to continuing research and more than 30 years' experience in the product development of cables and associated suspension systems, we succeed in constantly creating new products that meet the most exacting demands of contemporary design and any possible safety regulations in the lighting market.



## Flexibility and innovative custom-made solutions

Our motivation is reflected in every one of our products. Alongside a standard range of more than 50 different types of suspension systems and cables, we also create custom-made products. We manufacture even small series of suspension cables and systems in consultation with you and in accordance with your drawings or samples. Alongside the traditional materials, you can also opt for materials such as aluminium, different types of steel, copper, stainless steel, or various plastics.



## OUR STRENGTHS, YOUR BENEFITS

- *Our focus is on producing the highest quality at the best prices.*
- *Continuous product improvement and innovation determine our course.*
- *Sustainability and design are key to all that we do.*
- *Because we manufacture large volumes, we always carry substantial stocks.*
- *Our extensive stock means punctual just-in-time delivery*
- *Thanks to our high production capacity, we can keep delivery times to a minimum.*
- *Technical innovation, functionality, efficiency, design and a customer-focused service... That's what we stand for at Velda Cable Technics.*

# 1. Introduction:

## Velda Cable Technics Quick Suspension system

### THE QUICK SUPPORT AND SUSPENSION SYSTEM

With the Velda Quick Suspension system (QS system), Velda Cable Technics has developed a quick-fix suspension system that completely changes and simplifies the installation of electricity, HVAC, pipes, lowered ceilings, signs etc.

The Quick Suspension system provides simple, practical solutions for the support and suspension of all kinds of elements.

The QS system is universal, ready to use and lightweight. The systems are easy to manoeuvre and very quick to install.

It reduces physical inconvenience when assembling, repetitive actions, the use of electrically-operated tools and equipment, and so also the risk of falling.

### APPLICATIONS

The Velda QS system is simple to use and ideal for hanging items such as: pipe lines, heating, fan convectors, air diffusers, round and square ventilation ducts, air-con cassettes, chilled beams, cable ducts, lighting, light lines, conductor rails, overhead wiring, refrigerated units, signage, decoration, acoustic panels, lowered ceilings, etc.

### VERSIONS

The Velda QS system is available in two types: for cable diameters of 1.50 mm and 3 mm. These are available in two colours: aluminium and black. The breaking force, including the safety margin, is calculated on a ratio of 1 to 5.

Article	Version	Recommended working load
QS1A	Quick Suspension system No. 1 / Aluminium / 1.50 mm	0 – 45 kg
QS1B	Quick Suspension system No. 1 / Black / 1.50 mm	0 – 45 kg
QS2A	Quick Suspension system No. 2 / Aluminium / 3.00 mm	45 – 90 kg
QS2B	Quick Suspension system No. 2 / Black / 3.00 mm	45 – 90 kg

### Remarks:

- QS1A and QS2A are also available in stainless steel: the **QS Outdoor**.
- Assembled cables for the QS Outdoor are available upon request.

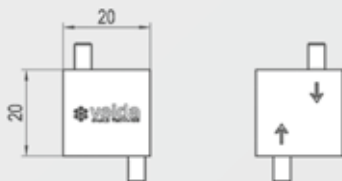


### THE BENEFITS

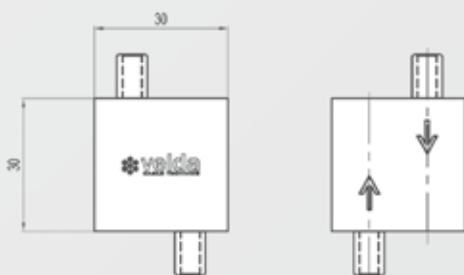
- *Stylish desing*
- *Ready for use*
- *No tools needed*
- *Quick to install*
- *Adjustable without unlocking key*
- *Universal*
- *Certified*
- *Light-weight*
- *Little storage space*

#### Dimensions (length × high - thickness)

**1** 20 mm × 20 mm - 10 mm



**2** 30 mm × 30 mm - 15 mm




#### How to use



## 2. The Velda Loop system (LS)

Various elements can be suspended or protected with the universal Velda LS system. It replaces threaded rods and makes saws, files and nuts unnecessary. It takes up very little storage space, is easy to remove and can be assembled quickly.



Velda Loop system no. 1



Velda Loop system no. 2

### BENEFITS

- Up to 6 × quicker to install
- Stylish desing
- Ready to use
- Universal
- Adjustable without unlocking key
- No tools needed
- User-friendly
- Removable
- Limited logistical requirements

### VELDA LS FINISHES (DETAILS SEE PAGES 16 - 28)

FINISH	No. 1 0 - 45 kg	No. 2 45 - 90 kg
Loop finish (LA)	X	X
Thread finish M6 (DA6)	X	X
Thread finish M8 (DA8)	X	X
Thread finish M10 (DA10)		X
Cross joint (DW)	X	X
Endstop (EA)	X	X
Female threaded bushing M6 (BA6)	X	
Female threaded bushing M8 (BA8)	X	X
Hook finish (HA)	X	X
Eye finish (OA)	X	X
Eye finish 45° (OA45)	X	X
Eye finish 90° (OA90)	X	X
Magnet finish (MA)	X	
Swivel clip finish (DCA)	X	



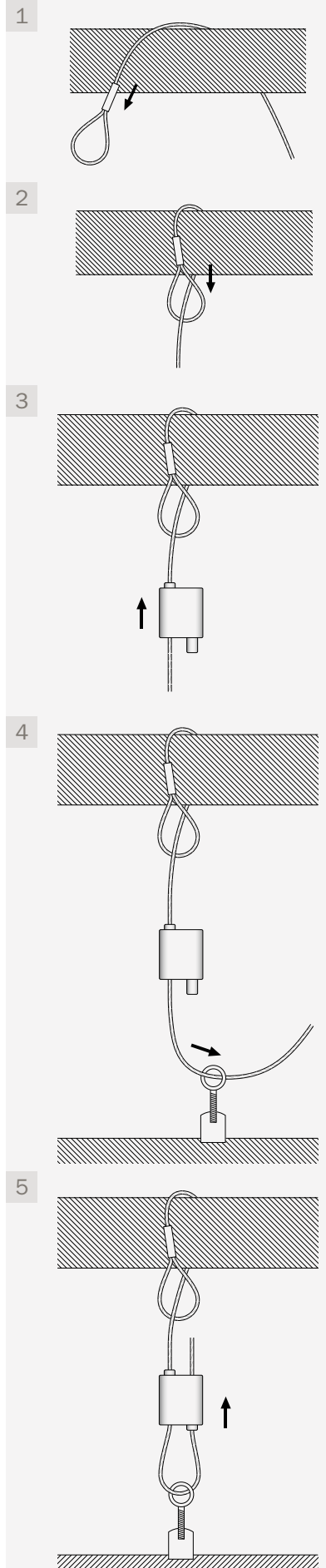
## APPLICATIONS

*The Velda LS-system is ideal for the suspension of:*


- Hanging fittings
- Fall protection for built-in lighting
- Light lines
- Chandelier fall protection
- Prefabricated electric cabling
- Cable ducts
- Built-in spots
- Screens
- Radiant panels
- Pipes
- Condensation drains
- Chilled beams
- Round ventilation ducts
- Air-con cassettes
- Air ducts
- Square ventilation ducts
- Fan convectors
- Recirculation fans
- Textile ducts
- Lowered ceiling elements
- Signage
- Anchoring





## ASSEMBLY DIAGRAMS





**ARTICLE NUMBERS**


Finish	Size	Length (m)	No. 1 0 - 45 kg	No. 2 45 - 90 kg
	LA	1	LALS11	LALS21
		2	LALS12	LALS22
		3	LALS13	LALS23
		4	LALS14	LALS24
		5	LALS15	LALS25
		10	LALS110	LALS210


Finish	Size	Length (m)	No. 1 0 - 45 kg	No. 2 45 - 90 kg
	DW	1	DWLS11	DWLS21
		2	DWLS12	DWLS22
		3	DWLS13	DWLS23
		4	DWLS14	DWLS24
		5	DWLS15	DWLS25
		10	DWLS110	DWLS210

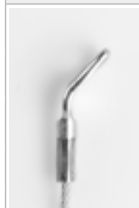
Finish	Size	Length (m)	No. 1 0 - 45 kg	No. 2 45 - 90 kg
	DA6	1	DA6LS11	DA6LS21
		2	DA6LS12	DA6LS22
		3	DA6LS13	DA6LS23
		4	DA6LS14	DA6LS24
		5	DA6LS15	DA6LS25
		10	DA6LS110	DA6LS210

Finish	Size	Length (m)	No. 1 0 - 45 kg	No. 2 45 - 90 kg
	HA	1	HALS11	HALS21
		2	HALS12	HALS22
		3	HALS13	HALS23
		4	HALS14	HALS24
		5	HALS15	HALS25
		10	HALS110	HALS210


Finish	Size	Length (m)	No. 1 0 - 45 kg	No. 2 45 - 90 kg
	DA8	1	DA8LS11	DA8LS21
		2	DA8LS12	DA8LS22
		3	DA8LS13	DA8LS23
		4	DA8LS14	DA8LS24
		5	DA8LS15	DA8LS25
		10	DA8LS110	DA8LS210


Finish	Size	Length (m)	No. 1 0 - 45 kg	No. 2 45 - 90 kg
	OA	1	OALS11	OALS21
		2	OALS12	OALS22
		3	OALS13	OALS23
		4	OALS14	OALS24
		5	OALS15	OALS25
		10	OALS110	OALS210


Finish	Size	Length (m)	No. 1 0 - 45 kg	No. 2 45 - 90 kg
	DA10	1	—	DA10LS21
		2	—	DA10LS22
		3	—	DA10LS23
		4	—	DA10LS24
		5	—	DA10LS25
		10	—	DA10LS210


Finish	Size	Length (m)	No. 1 0 - 45 kg	No. 2 45 - 90 kg
	OA45	1	OA45LS11	OA45LS21
		2	OA45LS12	OA45LS22
		3	OA45LS13	OA45LS23
		4	OA45LS14	OA45LS24
		5	OA45LS15	OA45LS25
		10	OA45LS110	OA45LS210





Finish	Size	Length (m)	No. 1 0 - 45 kg	No. 2 45 - 90 kg
	OA90	1	OA90LS11	OA90LS21
		2	OA90LS12	OA90LS22
		3	OA90LS13	OA90LS23
		4	OA90LS14	OA90LS24
		5	OA90LS15	OA90LS25
		10	OA90LS110	OA90LS210

Finish	Size	Length (m)	No. 1 0 - 45 kg	No. 2 45 - 90 kg
	DCA	1	DCALS11	—
		2	DCALS12	—
		3	DCALS13	—
		4	—	—
		5	—	—
		10	—	—

Finish	Size	Length (m)	No. 1 0 - 45 kg	No. 2 45 - 90 kg
	EA	1	EALS11	EALS21
		2	EALS12	EALS22
		3	EALS13	EALS23
		4	EALS14	EALS24
		5	EALS15	EALS25
		10	EALS110	EALS210

Finish	Size	Length (m)	No. 1 0 - 45 kg	No. 2 45 - 90 kg
	MA	1	MALS11	—
		2	MALS12	—
		3	MALS13	—
		4	MALS14	—
		5	MALS15	—
		10	MALS110	—

Finish	Size	Length (m)	No. 1 0 - 45 kg	No. 2 45 - 90 kg
	BA6	1	BA6LS11	—
		2	BA6LS12	—
		3	BA6LS13	—
		4	BA6LS14	—
		5	BA6LS15	—
		10	BA6LS110	—

Finish	Size	Length (m)	No. 1 0 - 45 kg	No. 2 45 - 90 kg
	BA8	1	—	BA8LS21
		2	—	BA8LS22
		3	—	BA8LS23
		4	—	BA8LS24
		5	—	BA8LS25
		10	—	BA8LS210



### 3. The Velda Split-Fit system (SF)

The Velda SF system is a completely adjustable suspension system with two fixing points. Highly suitable for suspending cables ducts, fittings, chilled beams, etc.

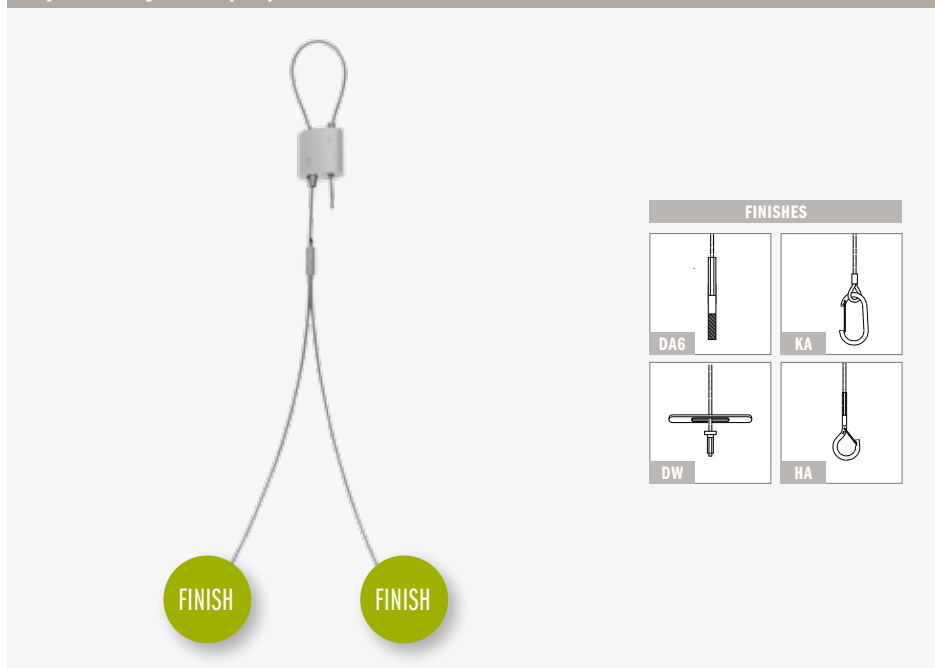
The Split-Fit Accessory (SFA) is exceptionally suitable for use in combination with the Velda LS system. The SFA is ideal for suspending different structures and at great heights.

Both the SF and the SFA systems are available with different leg lengths and with a extensive choice of end finishings

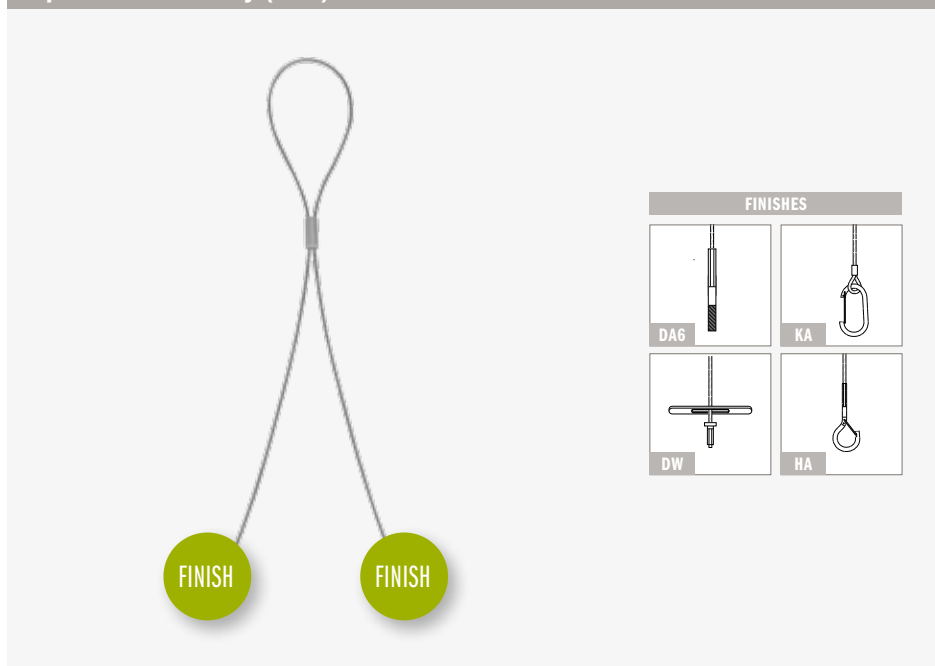
#### BENEFITS

- *Replaces rails, consoles and threaded rods*
- *Substantial time savings on assembly*
- *Only a single fixing point*
- *Ready to use*
- *No tools needed*
- *Adjustable without unlocking key*
- *Removable*
- *Stable*

#### Split Fit system (SF)



#### Split Fit Accessory (SFA)

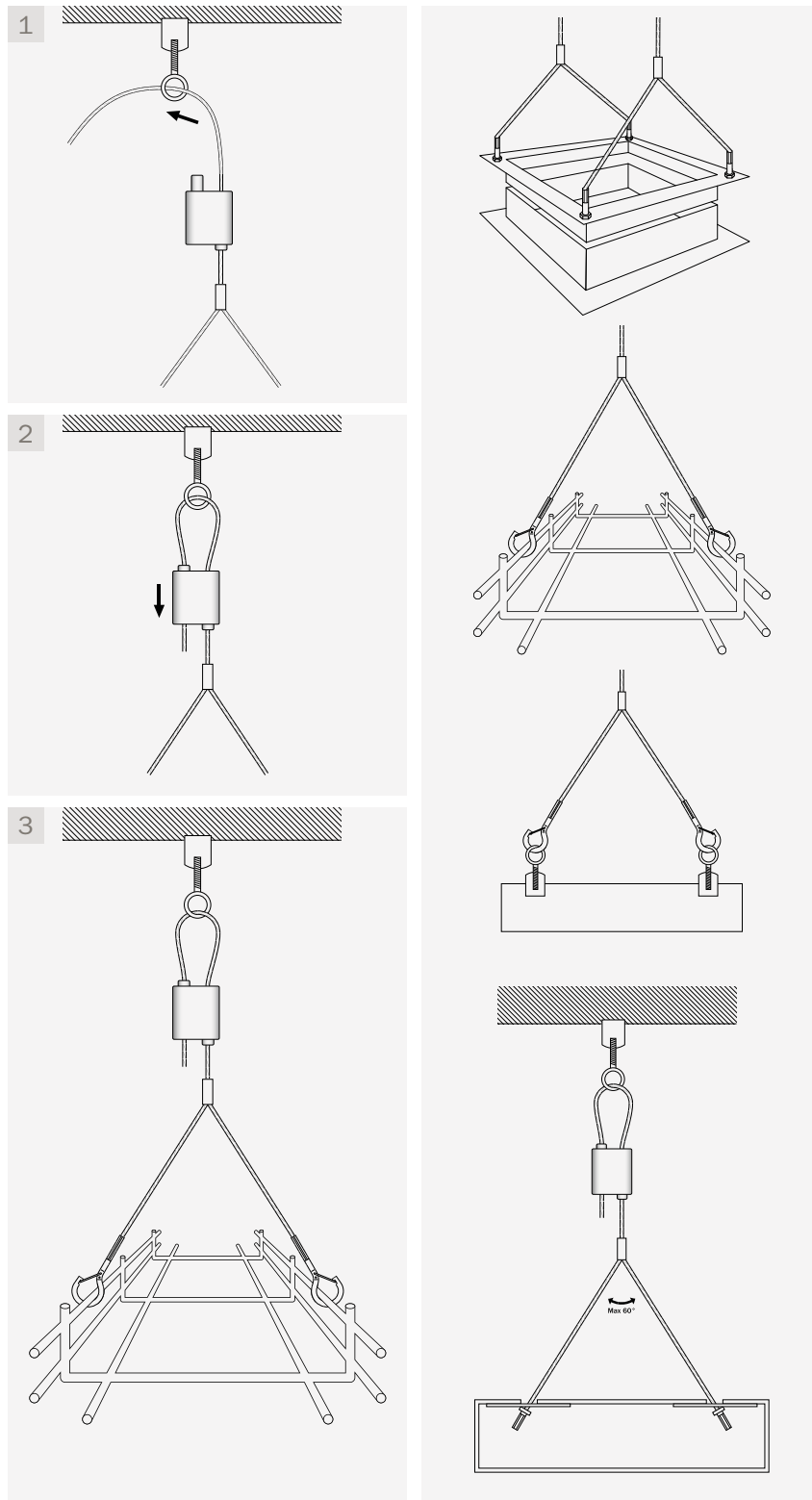


## APPLICATIONS

The Velda SF and SFA systems are ideal for the suspension of:

- Cable ducts
- Fittings
- Chilled beams
- Air-con cassettes
- Cooling piping
- Hot water radiant panels

## ASSEMBLY DIAGRAMS



## VELDA SPLIT-FIT SYSTEM OR THE SPLIT-FIT ACCESSORY?

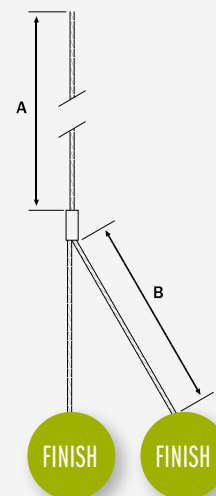
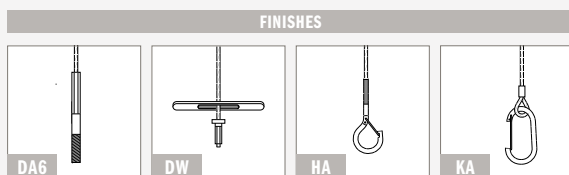
### VELDA SPLIT-FIT SYSTEM (SF)

**A:** 1, 2 and 3 m

**B:** 150, 300, 500 and 800 mm

**Sizes available:**

No. 1 and 2

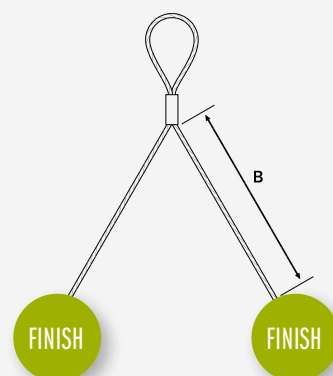
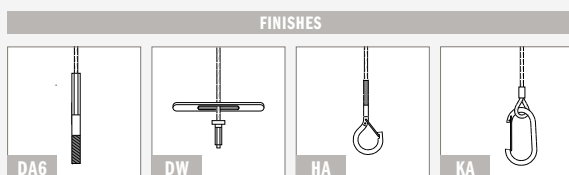


### VELDA SPLIT-FIT ACCESSORY (SFA)


**B:** 150, 300, 500 and 800 mm

**Sizes available:**





No. 1 and 2







Building project type	Recommended product
Height < 2 m	Velda Split-Fit system
Height > 2 m	Velda Split-Fit Accessory + Velda LS



## ARTICLE NUMBERS

Finish	Size	Length (m) A	Velda solution	No. 1		0 - 45 kg	
				B=150 mm	B=300 mm	B=500 mm	B=800 mm
	HA	Split-Fit Accessory		HASFA1.150	HASFA1.300	HASFA1.500	HASFA1.800
		1	Velda Split Fit	HASF11.150	HASF11.300	HASF11.500	HASF11.800
		2		HASF12.150	HASF12.300	HASF12.500	HASF12.800
		3		HASF13.150	HASF13.300	HASF13.500	HASF13.800
	KA	Split-Fit Accessory		KASFA1.150	KASFA1.300	KASFA1.500	KASFA1.800
		1	Velda Split Fit	KASF11.150	KASF11.300	KASF11.500	KASF11.800
		2		KASF12.150	KASF12.300	KASF12.500	KASF12.800
		3		KASF13.150	KASF13.300	KASF13.500	KASF13.800
	DW	Split-Fit Accessory		DWSFA1.150	DWSFA1.300	DWSFA1.500	DWSFA1.800
		1	Velda Split Fit	DWSF11.150	DWSF11.300	DWSF11.500	DWSF11.800
		2		DWSF12.150	DWSF12.300	DWSF12.500	DWSF12.800
		3		DWSF13.150	DWSF13.300	DWSF13.500	DWSF13.800
	DA6	Split-Fit Accessory		DA6SFA1.150	DA6SFA1.300	DA6SFA1.500	DA6SFA1.800
		1	Velda Split Fit	DA6SF11.150	DA6SF11.300	DA6SF11.500	DA6SF11.800
		2		DA6SF12.150	DA6SF12.300	DA6SF12.500	DA6SF12.800
		3		DA6SF13.150	DA6SF13.300	DA6SF13.500	DA6SF13.800

Finish	Size	Length (m) A	Velda solution	No. 2		45 - 90 kg	
				B=150 mm	B=300 mm	B=500 mm	B=800 mm
	HA	Split-Fit Accessory		HASFA2.150	HASFA2.300	HASFA2.500	HASFA2.800
		1	Velda Split Fit	HASF21.150	HASF21.300	HASF21.500	HASF21.800
		2		HASF22.150	HASF22.300	HASF22.500	HASF22.800
		3		HASF23.150	HASF23.300	HASF23.500	HASF23.800
	KA	Split-Fit Accessory		KASFA2.150	KASFA2.300	KASFA2.500	KASFA2.800
		1	Velda Split Fit	KASF21.150	KASF21.300	KASF21.500	KASF21.800
		2		KASF22.150	KASF22.300	KASF22.500	KASF22.800
		3		KASF23.150	KASF23.300	KASF23.500	KASF23.800
	DW	Split-Fit Accessory		DWSFA2.150	DWSFA2.300	DWSFA2.500	DWSFA2.800
		1	Velda Split Fit	DWSF21.150	DWSF21.300	DWSF21.500	DWSF21.800
		2		DWSF22.150	DWSF22.300	DWSF22.500	DWSF22.800
		3		DWSF23.150	DWSF23.300	DWSF23.500	DWSF23.800
	DA6	Split-Fit Accessory		DA6SFA2.150	DA6SFA2.300	DA6SFA2.500	DA6SFA2.800
		1	Velda Split Fit	DA6SF21.150	DA6SF21.300	DA6SF21.500	DA6SF21.800
		2		DA6SF22.150	DA6SF22.300	DA6SF22.500	DA6SF22.800
		3		DA6SF23.150	DA6SF23.300	DA6SF23.500	DA6SF23.800

**For custom-made products, contact our sales department.**  
**We recommend the HA finish for the suspension of wire ducts**  
**and the KA finish for other cable duct types.**

## 4. The Velda Split Fit Pipe system (SFP)

With the Velda Split Fit Pipe System any type of piping, composed of 2 tubes ranging from DN10 to DN65 (3/8 to 2 1/2), can easily be suspended.

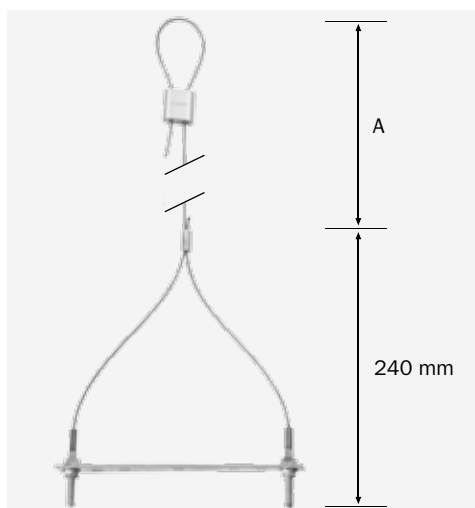
Thanks to the pre-mounted 200 mm spread plate, the 2 brackets can be fastened without the use of tools and hot water pipes with a diameter of 19 or 32 mm can be positioned easily.

The Velda SFP Accessory is for use with the Velda LS-system and is recommended for suspension at greater heights.

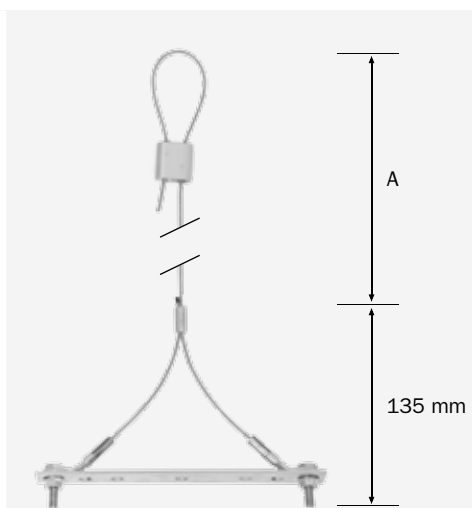


The spacer plate has a standard length of 200 mm but can also be used at 150 mm and 100 mm.

### SPLIT-FIT PIPE SYSTEM (SFP) FOR STANDARD ASSEMBLY

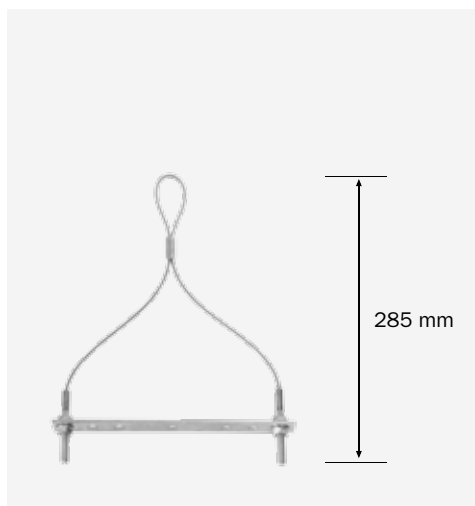


### SPLIT-FIT PIPE SYSTEM WITH SHORTER LEG LENGTHS (SFPR)

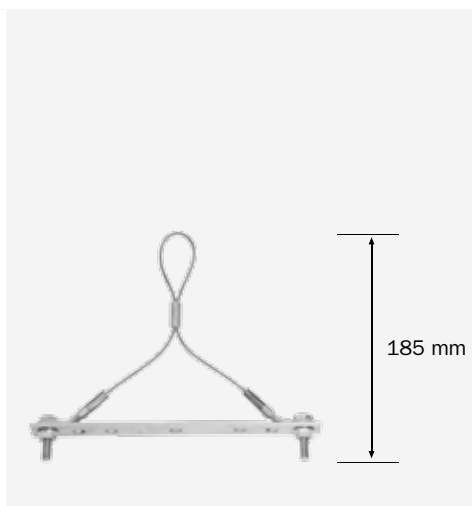


The Velda SFPR system is the SFP system with shorter leg lengths and is recommended for closer mounting against the concrete.

### SPLIT-FIT PIPE ACCESSORY (SFPA) FOR STANDARD ASSEMBLY




### SFPR-ACCESSORY (SFPRO)



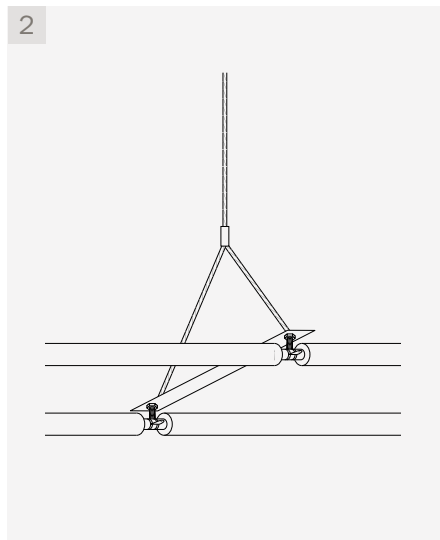
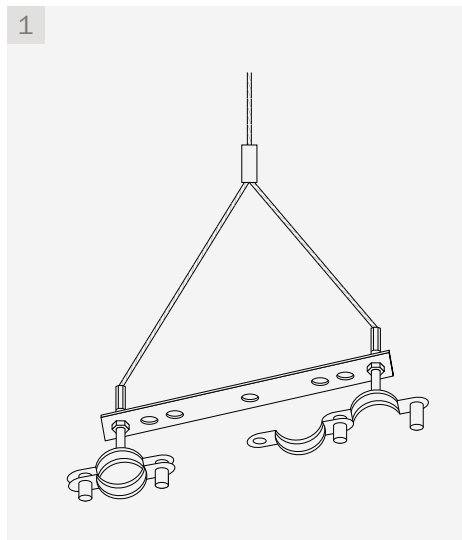
## BENEFITS

- Replaces rails, consoles and threaded rods
- Substantial time savings on assembly
- Only a single fixing point
- Ready to use
- No tools needed
- Easy adjustment
- Removable
- Stable
- Certified
- Adjustable intermediate distance due to pre-bored holes
- 5% less drilling



The brackets above are not included in our range but are readily available commercially.

## ASSEMBLY DIAGRAMS



## APPLICATIONS

The Velda SFP, SFPA, SFPR and SFPRA systems are ideal for the suspension of:

- PVC pipes
- Steel pipes
- PER pipes
- 3 pipes

## ARTICLE NUMBERS

Finish \ Size	Length (m)	No. 2 45 - 90 kg
Velda SFP	1	DA8SFP21.240
	2	DA8SFP22.240
	3	DA8SFP23.240
SFP-Accessory		DA8SFPA.285
Velda SFPR	1	OA45SFPR.135
SFPR-Accessory		OA45SFPRA.185


For custom-made products, contact our sales department.

Building project type	Recommended product
Height < 2 m	Velda SFP or SFPR
Height > 2 m	Velda SFPA or SFPRA + Velda LS



## 5. Velda Quick Suspension Finishes

With these the different finishes you can find the right solution for every type of building project.



**Loop finish (LA)**

For creating a loop on beams, girders, rafters or other constructions.



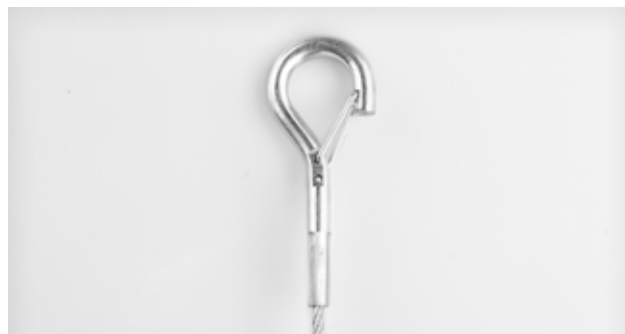
**Thread finish (DA6, DA8, DA10)**

For fixing in concrete ceilings. Available in M6, M8 and M10. Supplied with arrowhead fixing. Adapted for chandelier fall protection.




**Cross joint (DW)**

Suitable for lighting fall protection for fixing in sheet pile profiles / steeldeck. Supplied with cross joint.



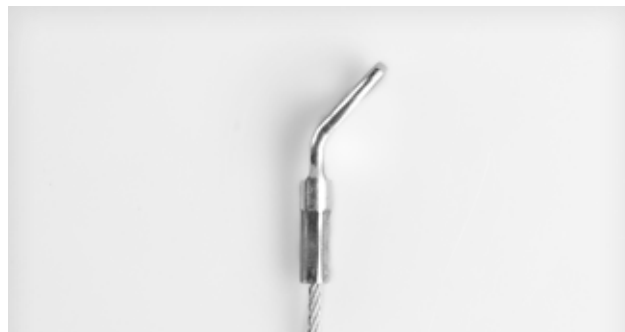
**Hook finish (HA)**

Ideal for suspending wire ducts or to fix beam clips and brackets. Available in sizes 1 and 2.



**Eye finish (OA)**

Can be screwed to wooden beams or equipment. Available in no. 2.



**Eye finish 45° (OA45)**


Ideal for suspending or fixing elements under a 45° angle. Available in no. 2.






**Eye finish 90° (OA90)**

For quick assembly with tools with gas cartridges in concrete and steel. Available in sizes 1 and 2.




**Endstop (EA)**

Easily slides into lighting rails or other channel fixings. Available in sizes 1 and 2.



**Female threaded bushing (BA)**

Intended for assembly on threaded rods.



**Magnet finish (MA)**

Intended for fixing to a metal ceiling in an industrial or commercial building. Available in no. 1.



**Swivel clip finish (DCA)**

Suitable for fixing to rails on false ceilings. Available in combination with the Velda LS system. Available in no. 1.

## 5.1. Loop finish (LA)



For creating a loop on beams, girders, rafters or other constructions.

### BENEFITS

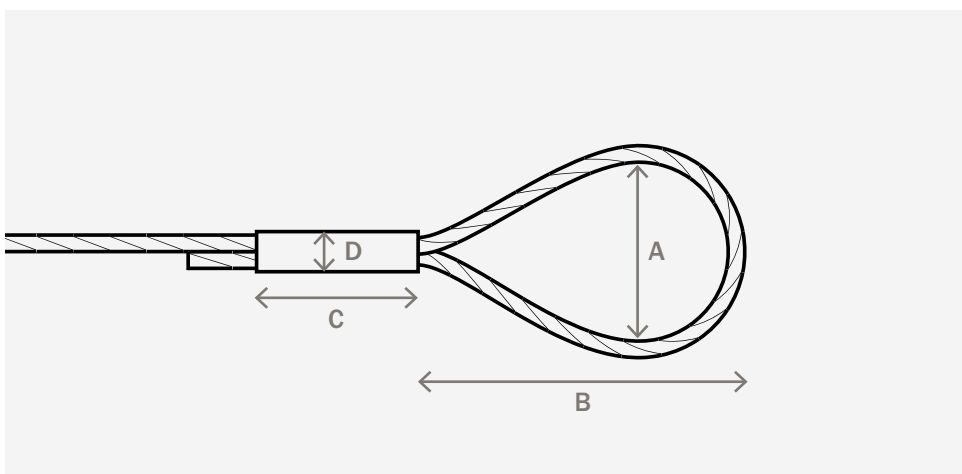
- No need for nuts, rails or beam clips
- Safety coefficient 5:1
- Supplied as standard in lengths from 1 to 10 m
- Other lengths supplied on request

### LOOP FINISH SIZES AVAILABLE

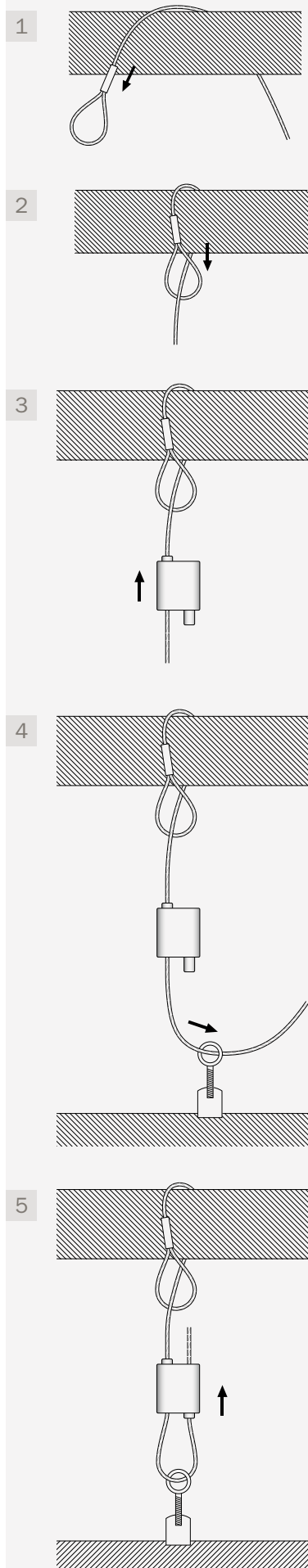
Standard size	Working load min-max
No. 1	0 - 45 kg
No. 2	45 - 90 kg

### LOOP SPECIFICATIONS

	A (+/-) mm	B (+/-) mm	C mm	D mm
No. 1	17	35	12,5	6
No. 2	28	60	15	12



### ASSEMBLY DIAGRAMS



## 5.2. Thread finish (DA6, DA8, DA10)



For fixing in concrete ceilings.  
Available in M6, M8, M10.  
Adapted for chandelier fall protection.

### BENEFITS

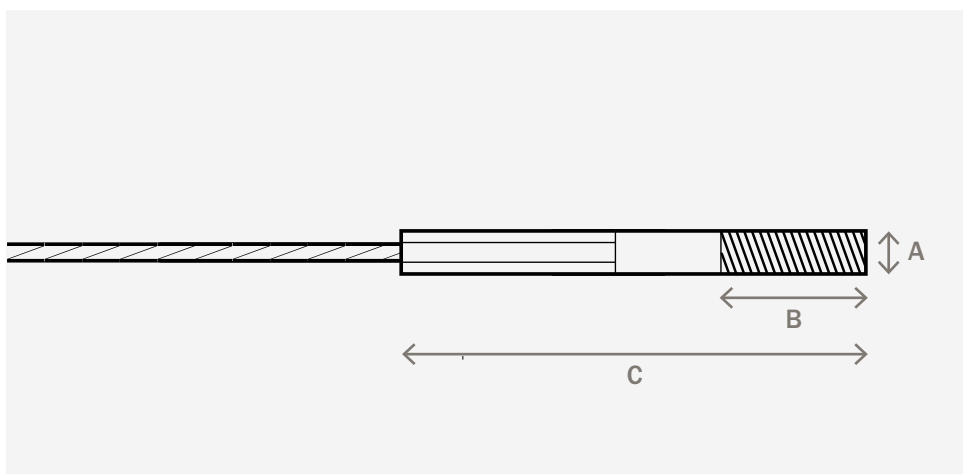
- Quick assembly in concrete
- Available in M6, M8 and M10.
- Safety coefficient 5:1
- Supplied as standard in lengths from 1 to 10 m
- Other lengths supplied on request

### THREAD FINISH SIZES AVAILABLE

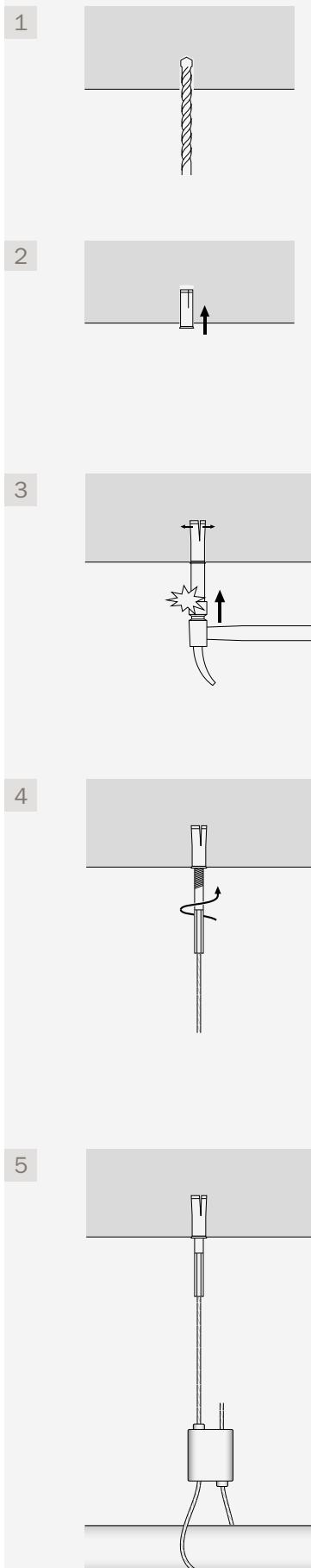
Size	Working load min-max	DA6 6 mm	DA8 8 mm	DA10 10 mm
No. 1	0 - 45 kg	X	X	
No. 2	45 - 90 kg	X	X	X

### THREAD FINISH SPECIFICATIONS

A	B mm	C mm
M6	20	50
M8	45	70
M10	50	100



### ASSEMBLY DIAGRAMS



### 5.3. Cross joint (DW)



Suitable for lighting fall protection for fixing in sheet pile profiles / steeldeck. Supplied with cross joint.

#### BENEFITS

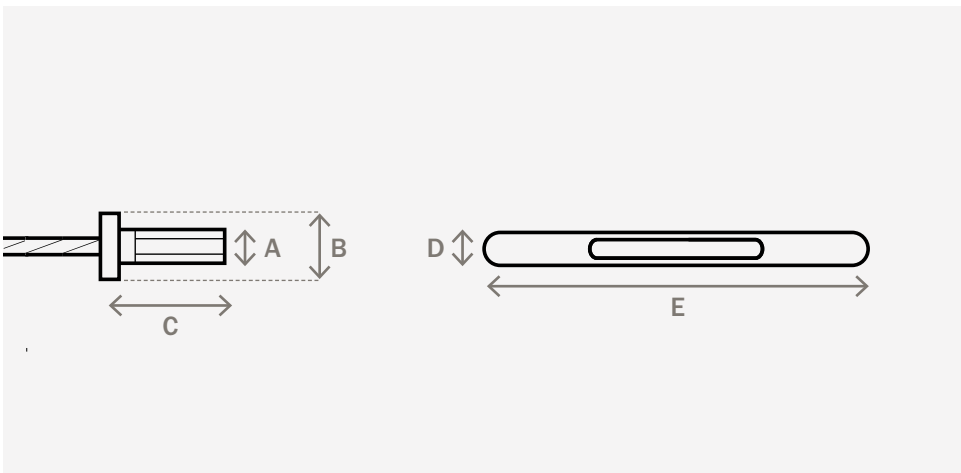
- Fixing solution using a cross plate.
- Avoids opening the
- Replaces umbrella bolt
- Safety coefficient 5:1
- Supplied as standard in lengths from 1 to 10 m
- Other lengths supplied on request

#### CROSS JOINT SIZES AVAILABLE

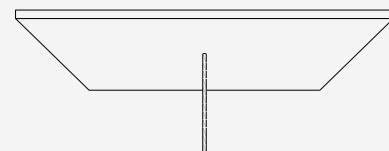
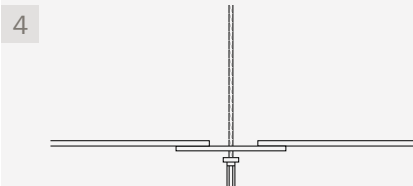
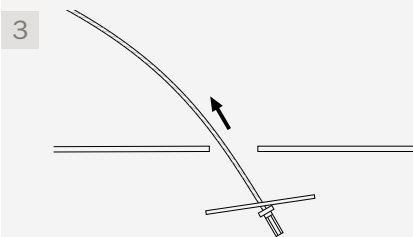
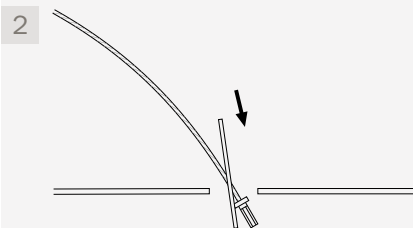
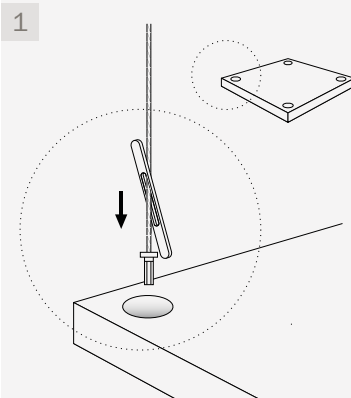
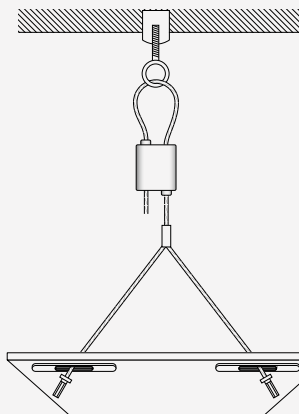
Size	Working load min-max	Hole diam.
No. 1	0 - 45 kg	6 mm
No. 2	45 - 90 kg	10 mm

#### CROSS JOINT SPECIFICATIONS

	A mm	B mm	C mm	D mm	E mm
No. 1	4,8	4,86	5,8	6,0	40
No. 2	5,7	9,9	18	9,9	50



#### ASSEMBLY DIAGRAMS



## 5.4. Hook finish (HA)



Ideal for suspending wire ducts or to fix beam clips and brackets.

### BENEFITS

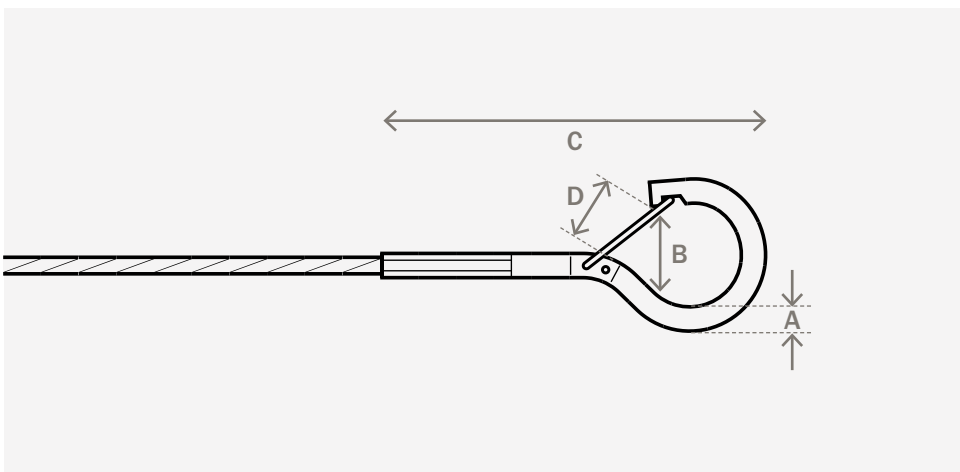
- Easily disassembled for maintenance
- Safety coefficient 5:1
- Supplied as standard in lengths from 1 to 10 m
- Other lengths supplied on request

### HOOK FINISH SIZES AVAILABLE

Size	Working load min-max
No. 1	0 - 45 kg
No. 2	45 - 90 kg

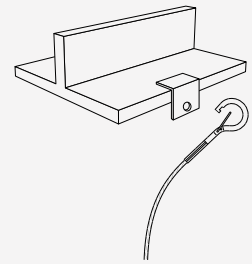
### HOOK FINISH SPECIFICATIONS

	A (+/-) mm	B (+/-) mm	C mm	D mm
No. 1	6,25	16	75	12
No. 2	6,25	16	75	12

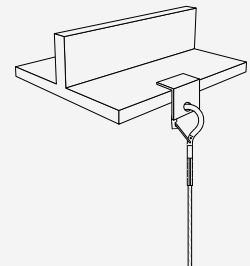


### ASSEMBLY DIAGRAMS

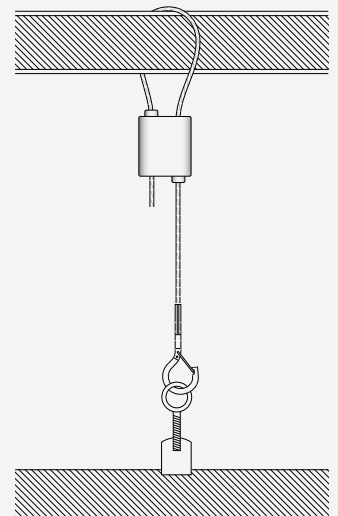
1



2



3



## 5.5. Eye finish (0A)



Can be screwed to wooden beams or equipment.

### BENEFITS

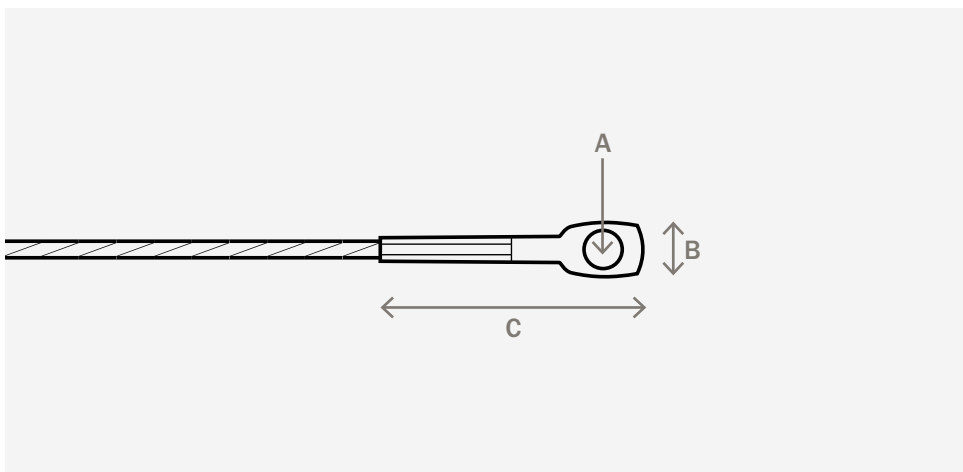
- Can be used with any type of screw (wood, self-boring)
- Safety coefficient 5:1
- Supplied as standard in lengths from 1 to 10 m
- Other lengths supplied on request

### EYE FINISH SIZES AVAILABLE

Size	Working load min-max
No. 2	45 - 90 kg

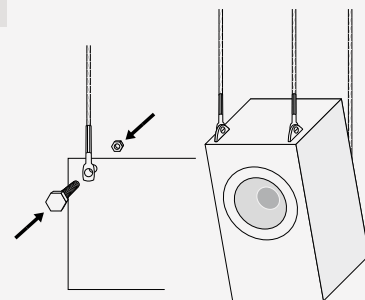
### EYE FINISH SPECIFICATIONS

	A mm	B mm	C mm
No. 2	6,5	10	45

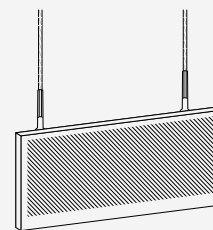


### ASSEMBLY DIAGRAMS

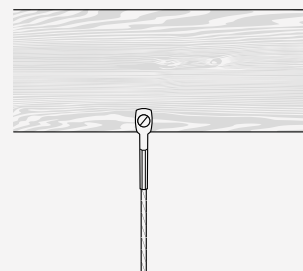
1



2



3



## 5.6. Eye finish 45° (OA45)



Ideal for suspending or fixing elements under a 45° angle.

### BENEFITS

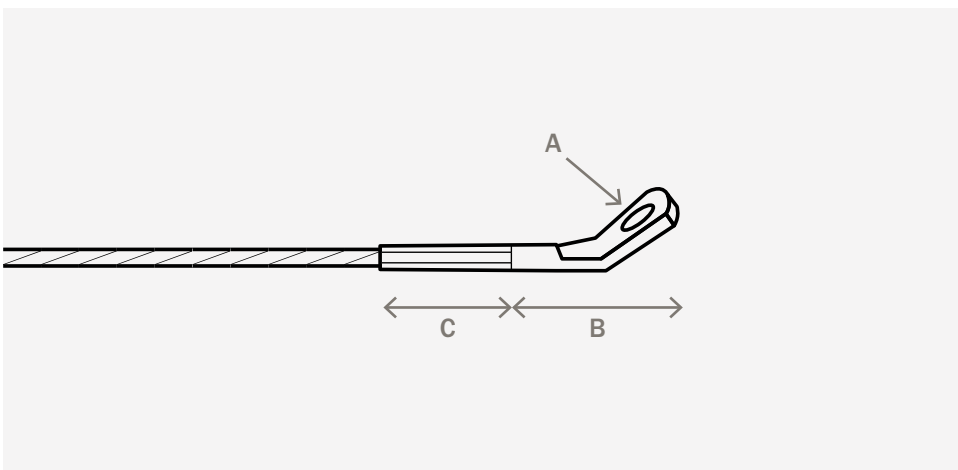
- Suitable for anchoring or suspending elements
- Safety coefficient 5:1
- Supplied as standard in lengths from 1 to 10 m
- Other lengths supplied on request

### EYE FINISH 45° SIZES AVAILABLE

Size	Working load min-max
No. 2	45 - 90 kg

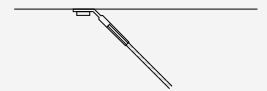
### EYE FINISH 45° SPECIFICATIONS

	A mm	B mm	C mm
No. 2	11,2	28,7	28

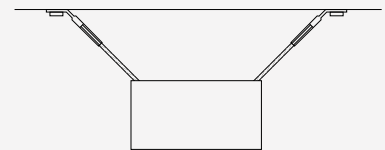


### ASSEMBLY DIAGRAMS

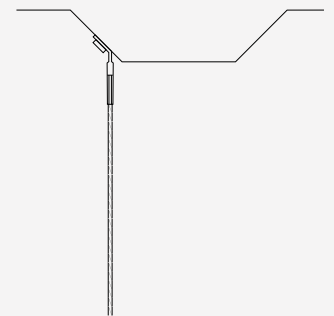
1



2



3



## 5.7. Eye finish 90° (OA90)



For quick assembly with tools with gas cartridges in concrete and steel.

### BENEFITS

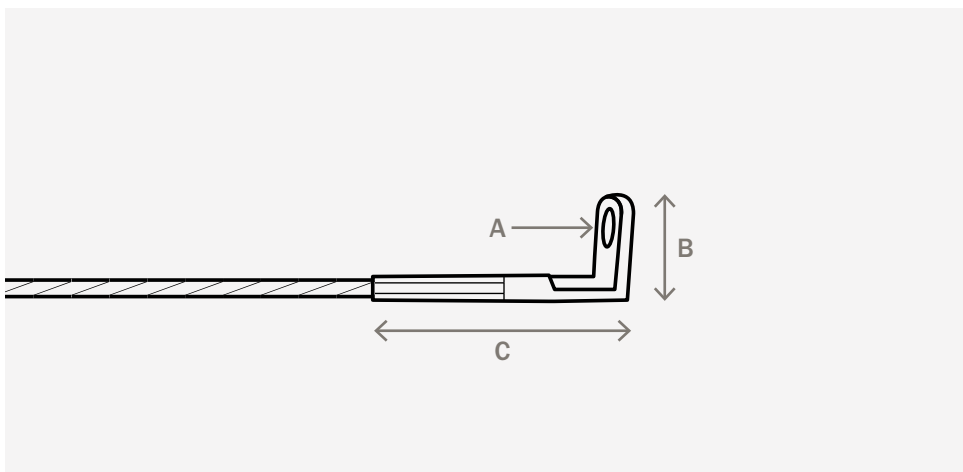
- Replaces beam clips
- Can be used with any type of screw (wood, self-boring)
- Safety coefficient 5:1
- Supplied as standard in lengths from 1 to 10 m
- Other lengths supplied on request

### EYE FINISH 90° SIZES AVAILABLE

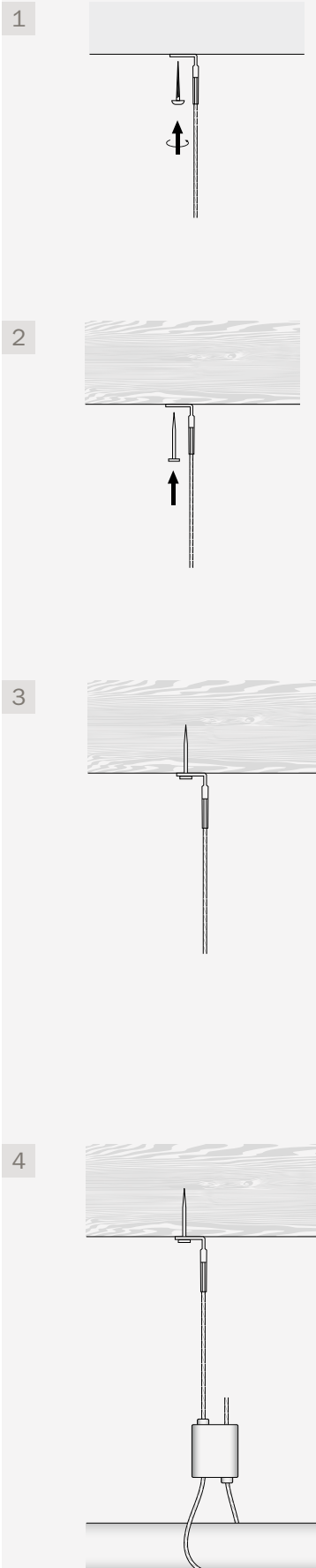
Size	Working load min-max
No. 1	0 - 45 kg
No. 2	45 - 90 kg

### EYE FINISH 90° SPECIFICATIONS

	A mm	B mm	C mm
No. 1	7,20	29	38
No. 2	7,20	29	38



### ASSEMBLY DIAGRAMS





## 5.8. Endstop (EA)



Easily slides into lighting rails or other channel fixings.

### BENEFITS

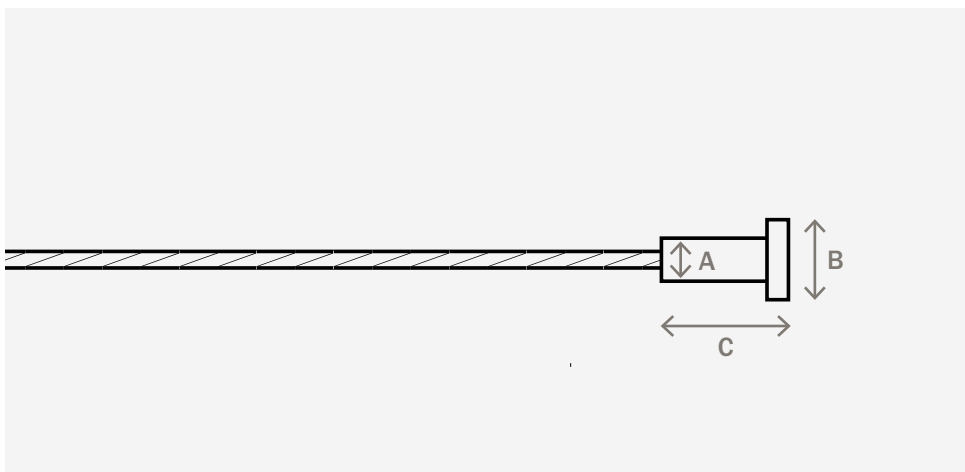
- No need to tighten
- Easy to slide in a rail
- Safety coefficient 5:1
- Supplied as standard in lengths from 1 to 10 m
- Other lengths supplied on request

### ENDSTOP FINISH SIZES AVAILABLE

Size	Working load min-max
No. 1	0 - 45 kg
No. 2	45 - 90 kg

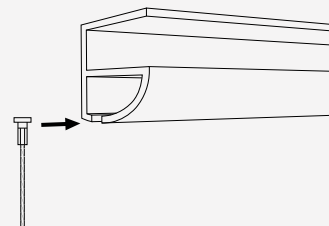
### ENDSTOP FINISH SPECIFICATIONS

	A mm	B mm	C mm
No. 1	4,2	5,7	12
No. 2	6,2	9,7	18

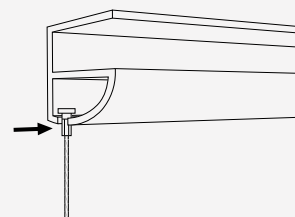


### ASSEMBLY DIAGRAMS

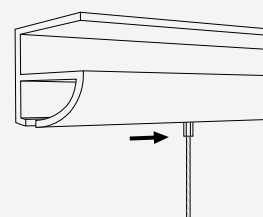
1



2



3



## 5.9. Female threaded bushing (BA)



Intended for assembly on threaded rods.

### BENEFITS

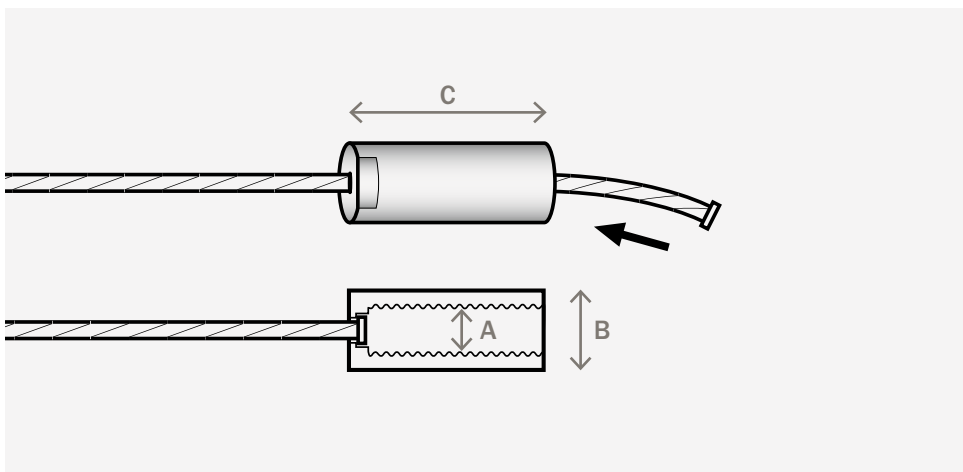
- *Attractive*
- *Easily assembled on M6 or M8*
- *No tools needed*
- *Safety coefficient 5:1*
- *Supplied as standard in lengths from 1 to 10 m*
- *Other lengths supplied on request*

### FEMALE THREADED BUSHING FINISH SIZES AVAILABLE

Size	Working load min-max	DA6 6 mm	DA8 8 mm
No. 1	0 - 45 kg	X	
No. 2	45 - 90 kg		X

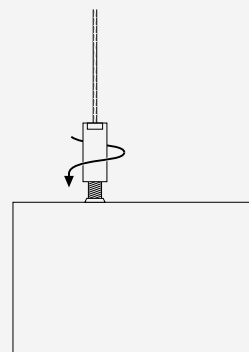
### FEMALE THREADED BUSHING FINISH SPECIFICATIONS

	A mm	B mm	C mm
No. 1	6	12	45
No. 2	8	12	45

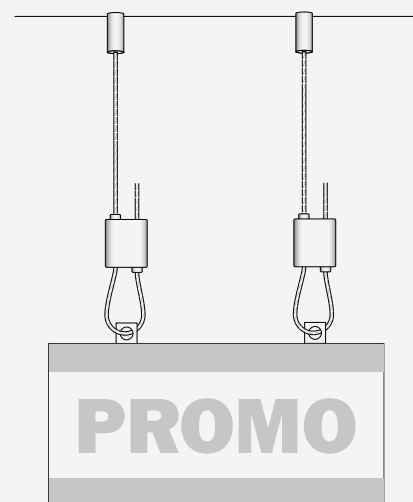


### ASSEMBLY DIAGRAMS

1



2



## 5.10. Magnet finish (MA)



Suitable for fixing to rails on all metal surfaces, intended for signs and light, decorative panels.

### BENEFITS

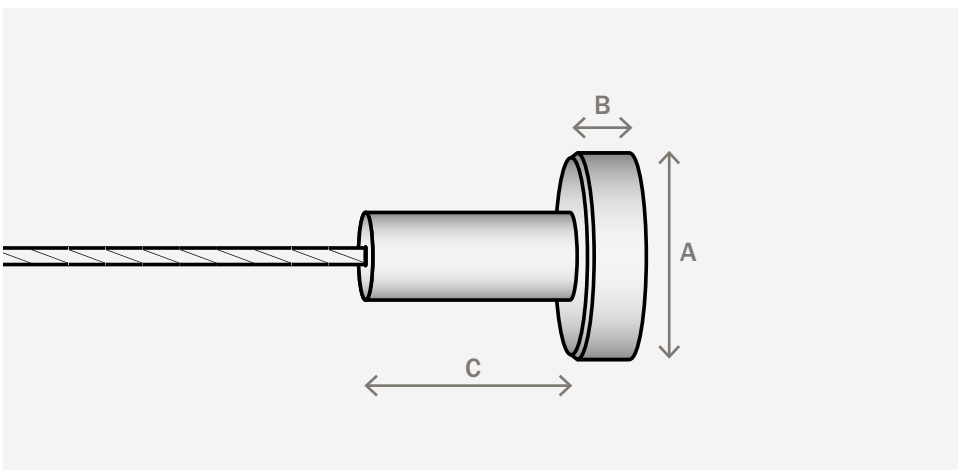
- No tools needed
- Suitable for suspending signs
- The load depends on the thickness
- Can be fixed below any steel ceiling
- Supplied as standard in lengths from 1 to 10 m
- Other lengths supplied on request

### MAGNET FINISH SIZES AVAILABLE

Size	Working load min-max
No. 1	0 - 45 kg

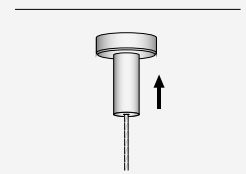
### MAGNET FINISH SPECIFICATIONS

	A mm	B mm	C mm
No. 1	32	8	30

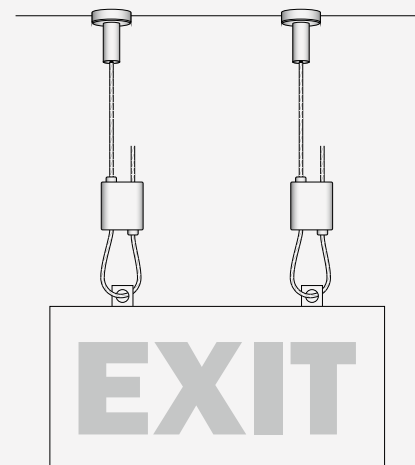


### ASSEMBLY DIAGRAMS

1



2



## 5.11. Swivel clip finish (DCA)

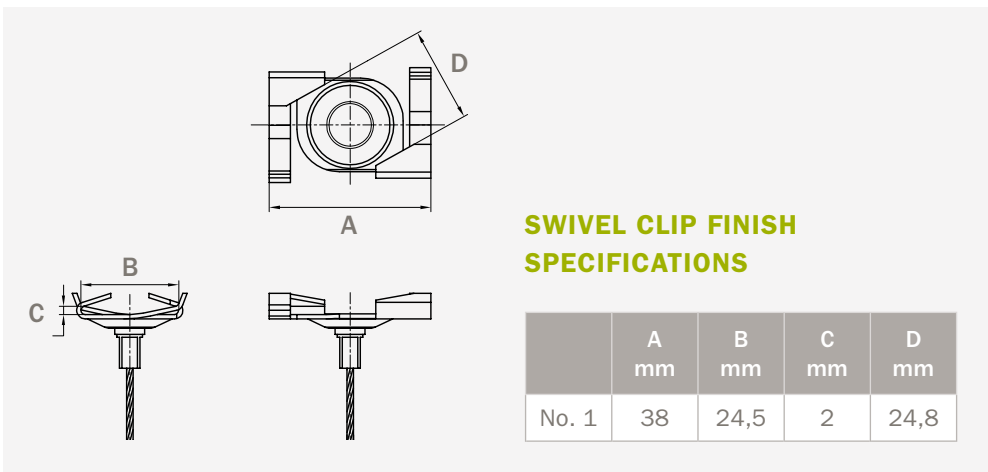
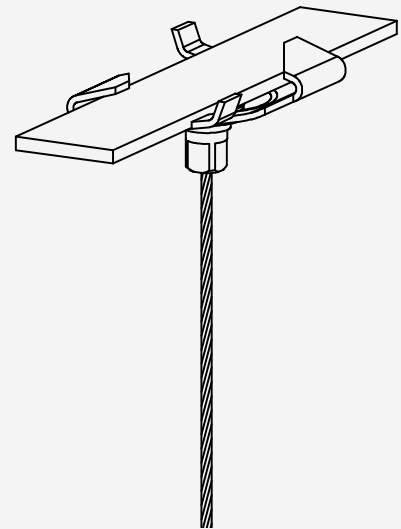


Suitable for fixing to rails on false ceilings  
Ideal for quickly and simply suspending signs, light, decorative panels, etc.

The swivel clip comes in white and black versions.

### SWIVEL CLIP FINISH SIZES AVAILABLE

Size	Working load min-max
No. 1	0 - 45 kg



### SWIVEL CLIP FINISH SPECIFICATIONS

	A mm	B mm	C mm	D mm
No. 1	38	24,5	2	24,8

## 6. How to choose the right model

- 1 Choose the right Velda QS system depending on the object to be suspended and the number of fixing points.
- 2 The choice of the size of the Velda QS system depends on the weight of the object to be suspended. The weight may never exceed the maximum safe working load prescribed.
- 3 Next, determine the length of the cable for your suspension.
- 4 Finally, choose between the different cable end finishings, depending on the type of location.

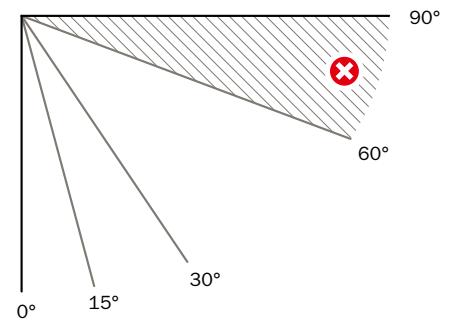
## 7. Technical information

The load of a Velda QS system is based on purely vertical suspension. If the cable is suspended under an angle, the maximum safe working load changes. The table below summarises the maximum safe working loads allowed for the angle under which the cable is suspended.



**✘ !!! NEVER EXCEED A 60° ANGLE !!!**

Maximum safe working load					
Velda LS	0° Vertical	15°	30°	45°	60°
No. 1	0 - 45 kg	9,6 kg	8,6 kg	7 kg	5 kg
No. 2	45 - 90 kg	86 kg	77 kg	63 kg	45 kg



## 8. Manufacturer's recommendations

**ENVIRONMENT** – Velda QS system products may only be used in a dry environment.

**LOAD** – The minimum and maximum safe working load should be respected.

**LIFTING** – Velda QS system products must never be used for lifting.

**CONNECTED PARTS** – Allow for a reduced working load when two cable ends are connected to each other.

**USE** – The Velda LS system may only be used for the suspension of static indoor loads. The QS system may only be used in combination with Velda finishes.

**PAINT** – When painting, make sure that no paint can penetrate the Velda QS system.

**BUILDING REGULATIONS** – It is the responsibility of the buyer / installer to comply with the building regulations for the construction.

**LUBRICANTS** – Apply no lubricants to the parts of the Velda LS system.

**SUSPENSION UNDER AN ANGLE** – Never exceed a 60° angle.

**VELDA SPLIT FIT SYSTEM** – The angle between the legs of the Velda Split-Fit system may never exceed 60°.

*Failure to observe these instructions can lead to faulty product functioning and cause material damage and injury. At the time of despatch, the products meet the requirements set by the manufacturer. No other guarantee shall be given.*

## 9. Customised products

We control and manage the complete production process. We can make almost any type of fixing at the request of the customer.

Contact our sales service to discuss your specific requirements.

You can also consult our website:

[www.velda-cabletechnics.com](http://www.velda-cabletechnics.com)



Velda Loop system (LS)



Combined suspension systems in 2 layers



Built-in spot



Round ventilation ducts



Combined suspension systems in 2 layers



Built-in spot



[www.velda-cabletechnics.com](http://www.velda-cabletechnics.com)

## Services and contact

### Registered office

The registered office of Velda Cable Technics is in Ronse, a central location for continental Europe. From here we carry out all our communications, research, development activities and assembly.

Technical innovation, functionality, efficiency, design and a customer-focused service... That's what we stand for at Velda Cable Technics.

### Quality guarantee

Our team guarantees the development, production and the supply of a high-quality product.

Velda Cable Technics operates the strictest quality controls and has every possible quality certification.

### Technical support

Our sales team is always available for any technical questions and for information about our steel cables and suspension systems.

As well as our technical know-how, you can always rely on our advice about questions of design and your personal wishes.